

INFO TECH n. 9/2017

Dipartimento Tecnico – 19 LUGLIO 2017

(english text at the bottom)

INCONTRO ANPAC-ANACNA-ENAV - LIRF RNAV STARS

Il giorno 14 Luglio, presso la sede romana di ANACNA si è svolto l'incontro tecnico tra il Dipartimento Tecnico di ANPAC, ANACNA e ENAV. Ricordiamo che ANACNA è Associazione Nazionale Assistenti e Controllori della Navigazione Aerea e che il Dipartimento Tecnico ANPAC ha siglato nel 2016 un accordo di collaborazione (si veda Info Tech 10/2016)

L'incontro è stato richiesto e voluto dal Dipartimento Tecnico di ANPAC e supportato da ANACNA per analizzare con ENAV i seguenti temi:

SIB EASA 2017/10 En-route Wake Turbulence Encounters (allegata)

LIRF RNAV STARS.

LIRF Standard speed on the ILS.

SIB EASA 2017/10.

Sono state esaminate le raccomandazioni sia per l'ATC che per i Piloti e inseriti negli Recurrent Training Enav quanto proposto durante l'incontro ossia sensibilizzare gli operatori ATC l'uso dei suffissi "super" e "heavy" per i "call sign" in tutte le fasi e soprattutto negli arrivi per aumentare la "situation awareness" degli equipaggi relativamente al fenomeno di "wake turbulence".

Contestualmente da parte del Dipartimento Tecnico ANPAC sarà svolta opera di informazione per sensibilizzare i Piloti sullo stesso tema e sulle raccomandazioni EASA relative alle tecniche di recovery nel caso si dovesse incontrare turbolenza di scia nelle varie fasi del volo.

LIRF RNAV STARS.

ENAV nelle figure del Responsabile Area Operativa-Progettazione Spazi Aerei e Standardizzazione e dell'Head of ATS Planning Unit En-Route Ops. e con i rappresentanti di ANACNA, ha condiviso la nostra richiesta di inserire delle quote massime per l'ingresso nelle STARS di FCO.

Queste modifiche sono per ora imposte via NOTAM ed inserite nella prossima revisione dell'AIP quindi pubblicata come Data Base FMS dell'avionica degli aa/mm.

ENAV, viste le numerose richieste in fonìa da parte degli equipaggi, ha richiamato la nostra attenzione sul rispetto delle quote una volta autorizzati dall'EXAMA all'ILS 16L W scendendo da 4000 ft a 3000 ft come da Notam emesso senza ulteriori autorizzazioni ATC.

Standard Speeds FCO.

A breve sarà variata la info sull'AIP relativa alle max Speed, aggiungendo i termini di Standard speed come "at" e non "max" e con la nota di avvisare, se impossibilitati, ad ottemperare ai limiti descritti.

L'incontro si è svolto in un proficuo clima di collaborazione e comprensione delle rispettive posizioni e responsabilità condividendo in modo costruttivo le esperienze e professionalità espresse dai partecipanti al tavolo di lavoro.

[ANPAC - Dipartimento Tecnico](#)

Per ogni osservazione o feedback è gradita un'email a: dt@Anpac.it

MEETING ANPAC-ANACNA-ENAV - LIRF RNAV STARS

On the 14th of July, at ANACNA's Roman site, a technical meeting has been held between the ANPAC Technical Department, ANACNA and ENAV. Let's remember that ANACNA is a National Association of Air Traffic Controllers and Assistants and that ANPAC Technical Department has signed a collaborative agreement in 2016 (see Info Tech 10/2016)

The meeting has been requested and wanted by the ANPAC Technical Department and supported by ANACNA in order to analyze with ENAV the following topics:

SIB EASA 2017/10 En-route Wake Turbulence Encounters (attached)

LIRF RNAV STARS.

LIRF Standard speed on the ILS.

SIB EASA 2017/10.

The EASA recommendations for both ATC and Pilots, has been discussed during the meeting and included in the Enav Recurrent Training program, to encourage the ATC operators to use "super" and "heavy" suffixes in the "call signs" in all flight phases, especially during approach, in order to increase the crew's "situational awareness" regarding "wake turbulence".

At the same time, the ANPAC Technical Department will issue an information leaflet to raise the Pilots attention on the same theme and on EASA recommendations regarding the recovery techniques in case of wake turbulence encountered in the various phases of flight.

LIRF RNAV STARS.

The ENAV Area Operator-Plane Design and Standardization Area, the ENAV Head of ATS Planning Unit En-Route Ops and ANACNA representatives, agreed with ANPAC to include maximum altitude limits at the beginning of FCO STARS.

These changes are now published by NOTAM and will be included in the next revision of the AIP, thence published in the aircraft avionic FMS Data Bases.

ENAV, in view of the many clarifications requests from the crews, has drawn our attention to the respect of the altitudes to be respected once cleared via EXAMA to ILS 16L W, from 4000 ft to 3000 ft as by Notam without the need of any further clearance by ATC.

Standard Speeds FCO.

Shortly the AIP info regarding the max speeds will be amended, specifying that the standard speeds will be "at" and not "max", and with a note to warn if unable to respect the prescribed limits.

The meeting took place in a effective sense of collaboration and understanding of each respective positions and responsibilities by sharing constructively the experiences and professionalism expressed by the participants in the working table.

[ANPAC - Dipartimento Tecnico](#)

For any comments or feedback is welcome by email at: dt@Anpac.it



Safety Information Bulletin

Operations

SIB No.: 2017-10

Issued: 22 June 2017

Subject: En-route Wake Turbulence Encounters

Ref. Publications:

- ICAO [PANS-ATM-Doc 4444](#)
- ICAO [Doc 8643](#) Aircraft Type Designators and [Doc 9426](#) Air Traffic Services Planning Manual
- Commission Regulations (EU) [965/2012](#) and (EU) [923/2012](#)
- ICAO [Airplane Upset Prevention and Recovery Training Aid](#) – Revision 3
- Report '[An Improved Understanding of En-route wake vortex encounters](#)', by EUROCONTROL and TU Delft

Applicability:

National Aviation Authorities (NAA), Air Traffic Services (ATS) providers, operators, pilots and air traffic controllers

Description:

With the increase of the overall volume of air traffic and enhanced navigation precision, wake turbulence encounters in the en-route phase of flight above 10 000 feet (ft) mean sea level (MSL) have progressively become more frequent in the last few years.

The aim of this SIB is to enhance the awareness of pilots and air traffic controllers of the risks associated with wake turbulence encounters in the en-route phase of flight and provide recommendations and advisories with the purpose of mitigating the associated risks.

Every flying aircraft generates turbulence in its wake. For a fixed-wing aeroplane, this wake turbulence rolls-up into a pair of coherent, counter-rotating vortices that can persist for some minutes in the vicinity of the generating aeroplane flight path, moving generally downward and laterally with the wind. This poses a potential hazard to the safe flight of another aeroplane crossing or operating below the trajectory of the generating aeroplane, and encountering these vortices. The trailing vortices' intensity and time to dissipate depends upon factors as the weight, size and speed of the aeroplane, as well as prevailing atmospheric conditions. The relative size and weight of the generating aircraft in comparison to the affected aircraft is also a risk factor.

Wake turbulence encounters can occur during any phase of flight. Separation minima aim at preventing such encounters from inducing risk, but it must be noted that these provisions will not completely prevent wake encounters from occurring.

This is information only. Recommendations are not mandatory.



The basic effects of wake turbulence encounter on a following aeroplane are induced roll, vertical acceleration (can be negative) and loss or gain of altitude. The greatest danger is typically the induced roll that can lead to a loss of control and possible injuries to cabin crew and passengers.

En-route, the vortices evolves in altitudes at which the rate of decay leads to a typical persistence of 2-3 minutes, with a typical sink rate of about 400ft/min. Wakes will also be transported by wind.

Considering the high operating air speeds in cruise and the standard 1000 ft vertical separation in RVSM airspace, wake can be encountered up to 25 nautical miles (NM) behind the generating aeroplane. The most significant encounters are reported within a distance of 15 NM. However, no specific horizontal wake turbulence separation minima are detailed within PANS-ATM for en-route flight, with States utilising procedural or surveillance-based separation minima.

The encounters are mostly reported by pilots as sudden and unexpected events. The awareness of hazardous traffic configuration and risk factors is therefore of particular importance to anticipate, avoid and manage possible wake encounters.

In the en-route phase of flight, three major factors contribute to increase the likelihood of wake turbulence:

1. Crossing traffic situation: In the case that crossing traffic is climbing or descending in proximity (either the generating or following aeroplane), the wake generated might cross the follower's trajectory with minimum time for decay, so stronger wake turbulence might be encountered.
2. Thermal tropopause altitude: Wake vortex decays more slowly below the tropopause where there is therefore an increased risk of encountering severe wake turbulence.
3. Weight of the generating aeroplane: Heavier aeroplane types generate stronger wake vortices and are likely to induce more severe wake turbulence encounters, especially for smaller aeroplane types.

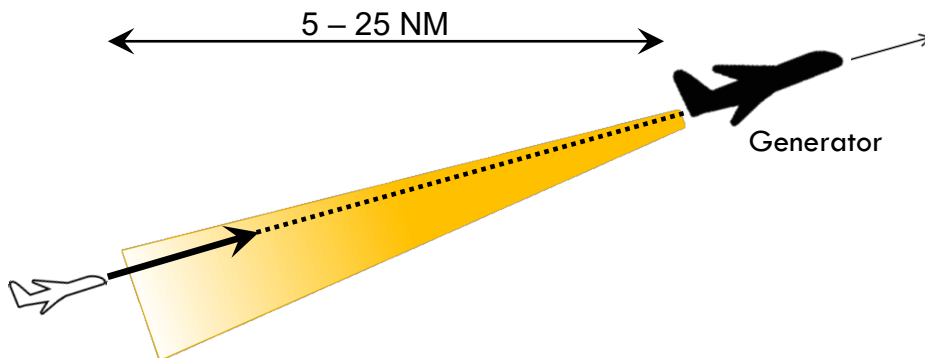
The typical hazardous trajectory crossing configurations are the following. They are shown hereafter in a vertical plane, although the respective flight path might also be crossing on the horizontal plane. When crossing horizontally, the lower the crossing angle the higher the wake effect. See the examples as shown on pages 3, 4 and 5 of this SIB.

This is information only. Recommendations are not mandatory.

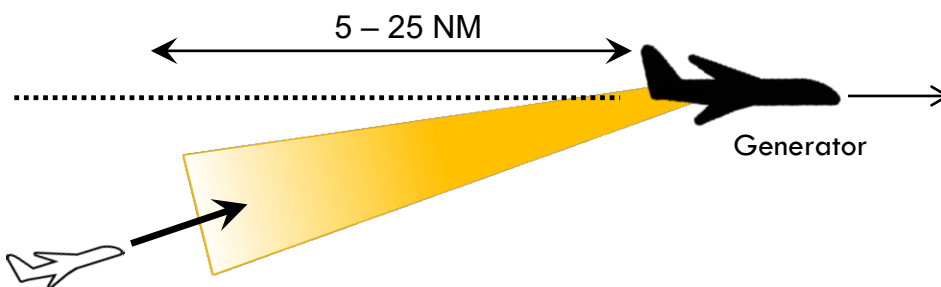


a) Follower climbing

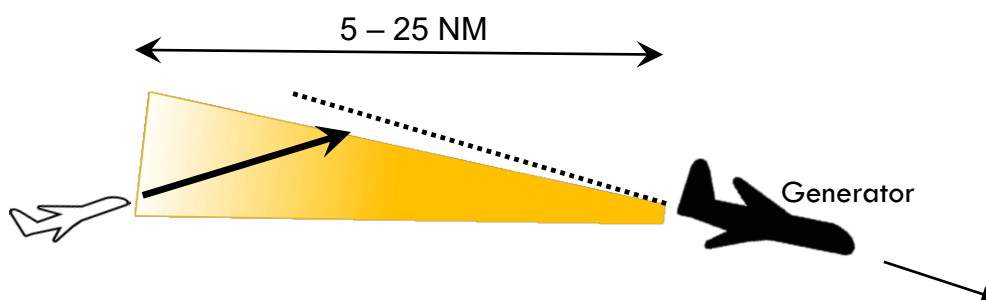
i. Generator climbing ahead



ii. Generator flying level



iii. Generator descending ahead

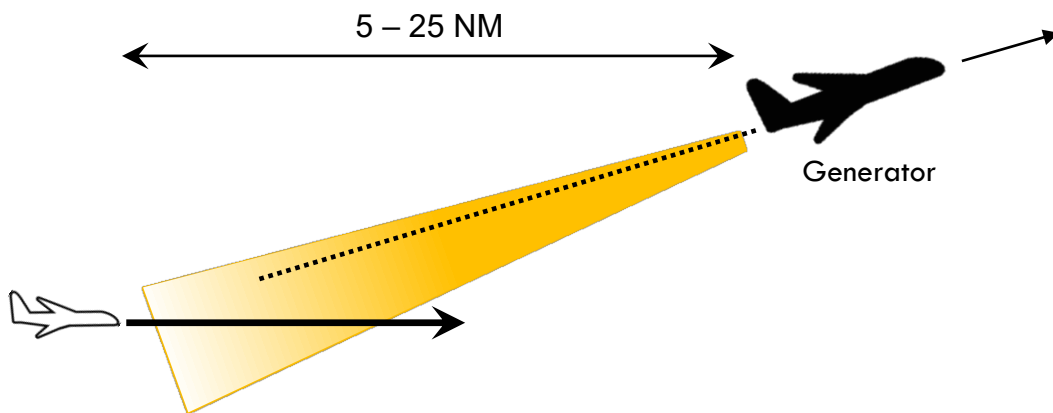


This is information only. Recommendations are not mandatory.

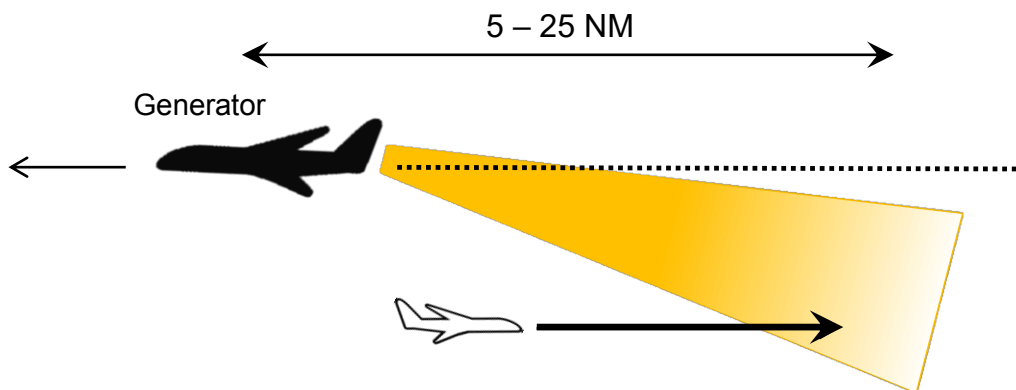


b) Follower flying level

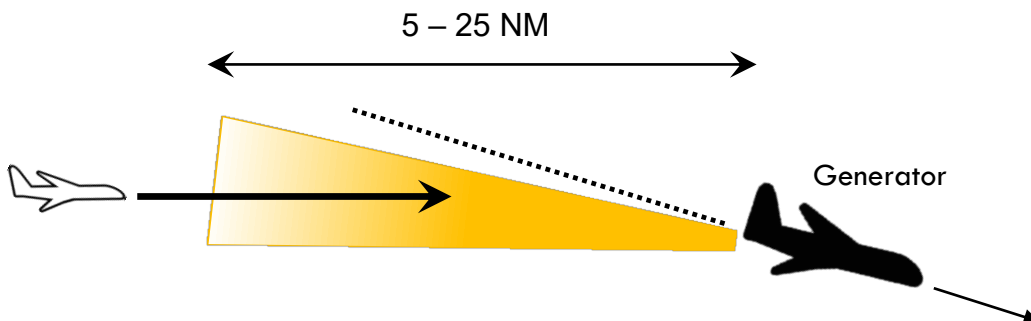
i. Generator climbing ahead



ii. Generator flying level - crossing above level in opposite direction



iii. Generator descending ahead

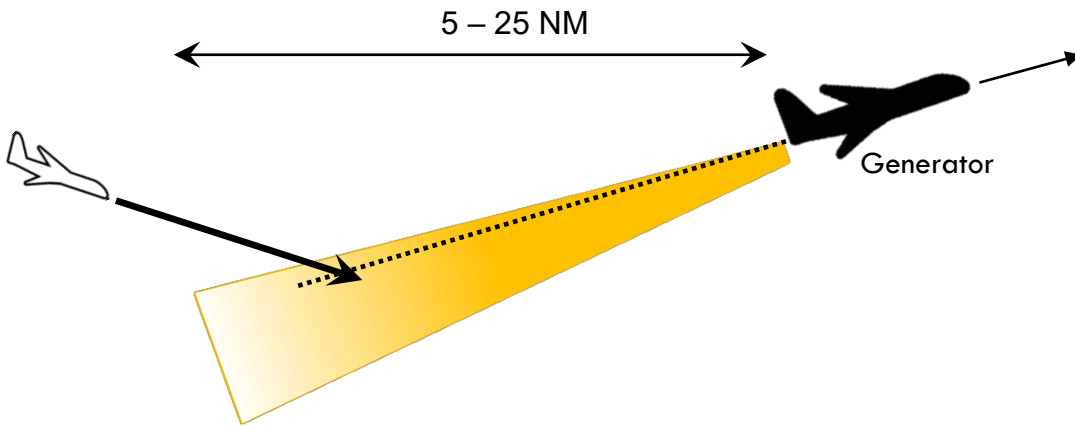


This is information only. Recommendations are not mandatory.

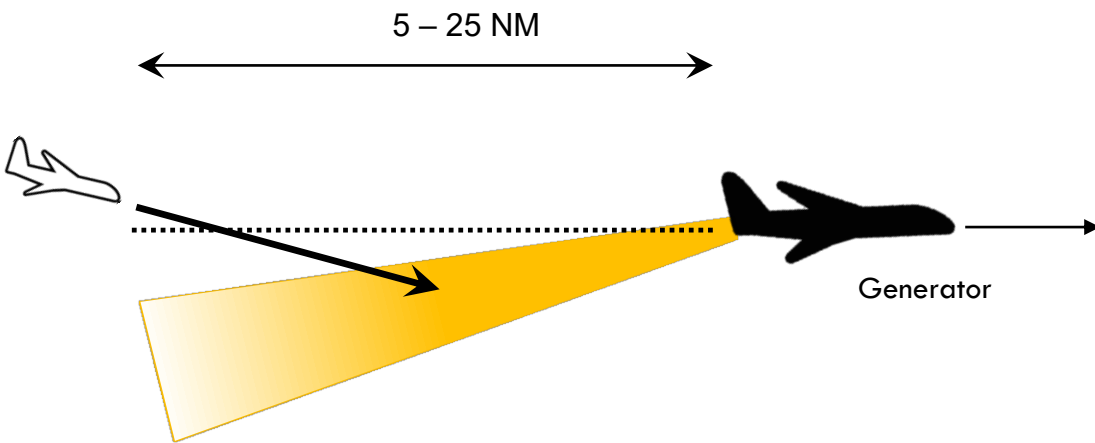


c) Follower descending

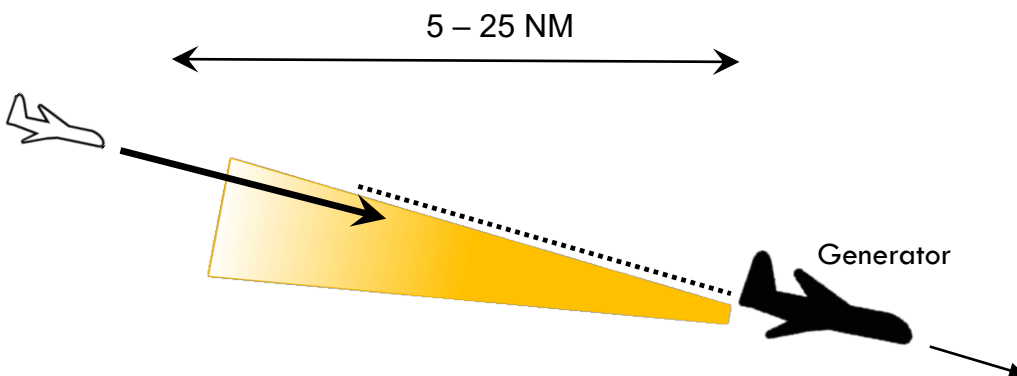
i. Generator climbing ahead



ii. Generator flying level



iii. Generator descending ahead



This is information only. Recommendations are not mandatory.



Note: The variability in the generator aeroplane rate of climb or descent makes it quite difficult to estimate exactly where the vortex is. Consequently, during the en-route phase of flight, Pilots should expect possible wake encounters when other traffics in proximity appear to be on similar tracks ahead, crossing above your level, climbing or descending ahead through your flight path, while wind direction is likely to move the wake towards your trajectory.

In the future, appropriate system support functions to also inform and warn Air Traffic Controllers of potentially hazardous wake encounters may be developed.

Recommendation(s):

As precautionary measures, operators and pilots should be aware that:

- As foreseen in Reg. 965/2012 AMC1 to CAT.OP.MPA.170, the announcement to passengers should include an invitation to keep their seat belts fastened, even when the seat belt sign is off, unless moving around the cabin. This minimises the risk of passenger injury in case of a turbulence encounter en-route (wake or atmospheric).
- As indicated in ICAO PANS-ATM, for aeroplanes in the Heavy wake turbulence category or Airbus A380-800, the word “HEAVY” or “SUPER”, respectively, should be included immediately after the aeroplane call sign in the initial radiotelephony contact between such aeroplanes and ATS units.
- When possible, condensation trails should be used to visualise wakes and estimate if their flight path brings them across.
- More attention should be given when flying below the tropopause altitude, as the likelihood of wake encounter increases. The tropopause altitude varies (between days, between locations) and can be found on meteorological charts.
- Upwind lateral offset should be used if the risk of a wake encounter is suspected, when allowed by airspace regulations or via specific ATC approval. Also, a change of FL to cross “HEAVY” or “SUPER” traffics from above can be used when feasible and authorised by ATC.

ATS providers should be aware that:

- An important mitigating measure consists in ensuring the awareness of en-route Air Traffic Controllers about the risk factors and configurations, based on the information provided in this document and other relevant material, and about local sector traffic flows at high risk of wake turbulence encounters. The objective could be achieved through flyers, e-learning, and a refresher training module.
- Precautionary best practices may consist of the following.
 - Assess the local needs for the mitigation of en-route wake turbulence encounter risks, and for implementing appropriate system support functions to inform and warn Air Traffic Controllers of potentially hazardous wake encounters, in view of warning Pilots and/or taking appropriate actions. Until a systemic solution would be available, initial measures may consist of introducing local practices for the types of aircraft and traffic geometries/configurations considered as high risk of generating potentially hazardous

This is information only. Recommendations are not mandatory.



wake turbulence to trailing aircraft, considering the separation minima applied in that volume of airspace.

- When an En-route Air Traffic Controller identifies a traffic proximity situation with risk of a potentially hazardous wake encounter, providing traffic information to the trailing aircraft, including a caution for potential wake turbulence and when possible, proposing a change of lateral or vertical flight path, as appropriate.

In case of a wake encounter, pilots should:

- Be aware that experience has demonstrated that if the pilot reacts at the first roll motion, when in the core of the vortex, the roll motion could be potentially amplified by this initial piloting action.
- Be aware that some in-flight incidents have demonstrated that pilot inputs may exacerbate the unusual attitude condition with rapid roll control reversals carried out in an “out of phase” manner.
- Be aware that if the autopilot is engaged, intentional disconnection can complicate the scenario, and the autopilot will, in most cases, facilitate the recovery.
- Try to avoid large rudder deflections that can create important lateral accelerations, which could then generate very large forces on the vertical stabiliser that may exceed the structural resistance. Although some recent aircraft types are protected by fly-by-wire systems, typically, the use of the rudder does not reduce the severity of the encounter nor does it improve the ease of recovery.
- Make use of specific guidance in the AOM (Aircraft Operating Manual) for their specific type(s)/fleet, where available.

At this time, the safety concern described in this SIB does not warrant the issuance of an operational directive under Regulation (EU) [965/2012](#), Annex II, ARO.GEN.135(c).

Contact(s):

For further information contact the EASA Safety Information Section, Certification Directorate.
E-mail: ADs@easa.europa.eu.

This is information only. Recommendations are not mandatory.

